



HISTORIC ROYAL PALACES

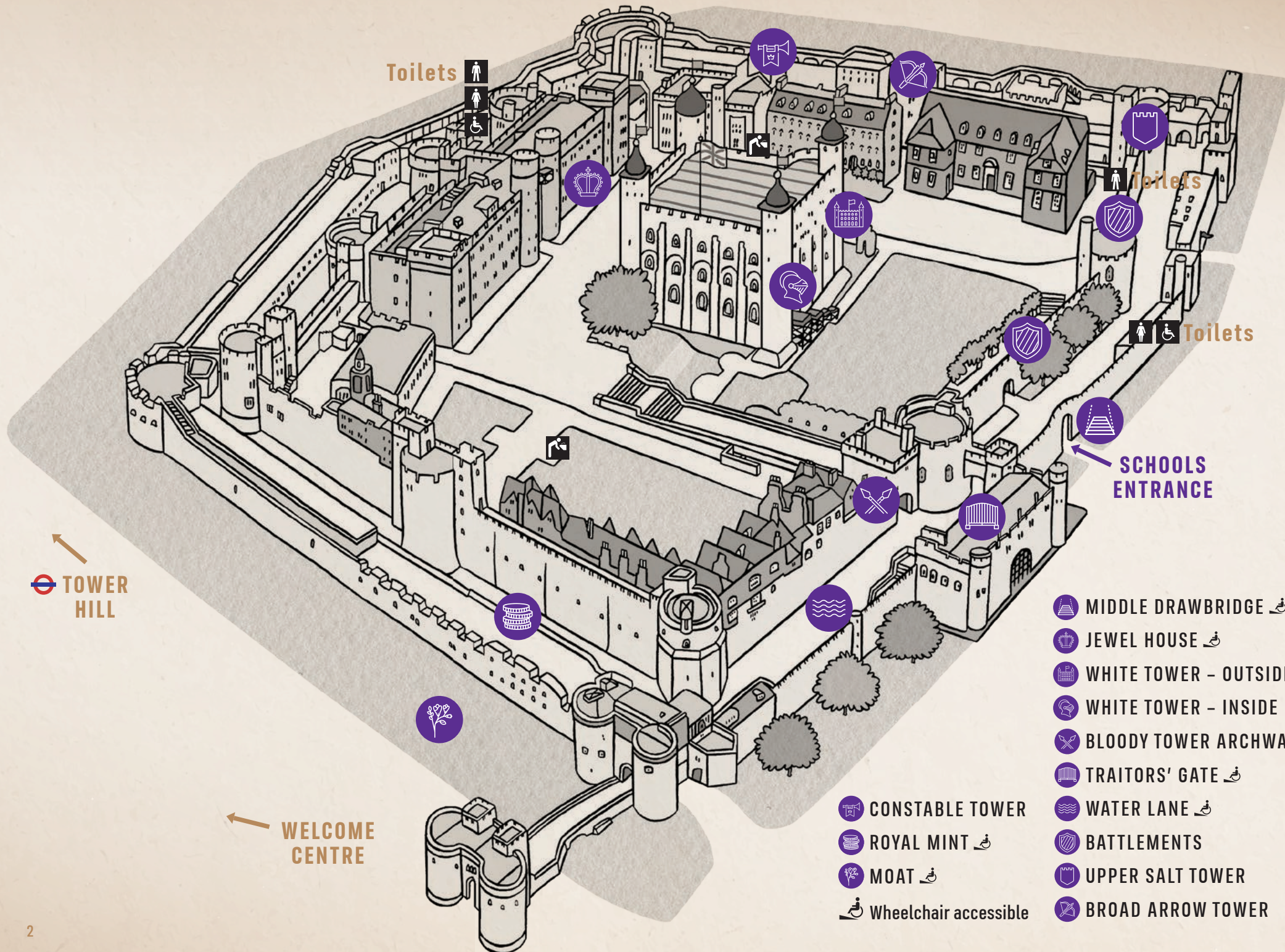
TOWER OF LONDON

FORTRESS TRAIL

KS2 SELF-DIRECTED VISITS
TEACHER'S PACK

SPACE TO STIR AND BE STIRRED

TOWER OF LONDON • HAMPTON COURT PALACE • BANQUETING HOUSE
KENSINGTON PALACE • KEW PALACE • HILLSBOROUGH CASTLE AND GARDENS



Toilets
















Toilets

Toilets

SCHOOLS ENTRANCE


TOWER HILL


WELCOME CENTRE

-  MIDDLE DRAWBRIDGE 
-  JEWEL HOUSE 
-  WHITE TOWER - OUTSIDE 
-  WHITE TOWER - INSIDE
-  BLOODY TOWER ARCHWAY
-  TRAITORS' GATE 
-  WATER LANE 
-  BATTLEMENTS
-  UPPER SALT TOWER
-  BROAD ARROW TOWER

-  CONSTABLE TOWER
-  ROYAL MINT 
-  MOAT 
-  Wheelchair accessible

We offer three themed trails for KS2 groups to follow. Our trails are designed for pupils to use in pairs or groups of three.



You can choose one theme for your whole group or choose a variety of themes, split up and explore different aspects of the Tower's history. Each trail has a number of locations to choose from so that you can plan a route to suit your class topic, time available and mobility needs. Locations with level access are marked on the map with this symbol: 

These trails will help your pupils navigate the site in their groups, providing a focus for them to explore the Tower's past.

This pack provides additional stories and relevant information alongside the Fortress trail. Teachers and group leaders can use this information to interact with their group onsite or back in the classroom.

From its earliest days, the Tower of London has had many roles. Its three main roles during its 900-year history were that of a palace, a prison and a fortress.

When William the Conqueror began building the White Tower in 1078, it showed off his power and wealth. As the site grew over the centuries many other buildings, as well as an outer curtain wall, were added to strengthen the fortress and the Tower became the most secure concentric castle in England.

This trail supports your class to find evidence of the Tower's role as a fortress.

Back in the classroom, you can use the trails to ask pupils: "How can your findings be used as evidence to prove that the Tower was used as a fortress?" After looking at each activity on the trail, they can consider this question and give the evidence they found a mark out of 5 for usefulness – from 0 (not at all) to 5 (extremely useful).



THE ROYAL MINT AND JEWEL HOUSE

From about 1279 until 1812, every coin in the realm was minted at the Tower of London. Edward I located the Mint within the Tower walls as its security was crucial. The area where the Mint was located became known as Mint Street, and it was a very dirty and noisy working environment. Coins were made by hand until the 1700s, which was a dangerous business, and many workers lost fingers before the process became more mechanised.

One example of the dangerous nature of the work is the story of William Foxley. A potter in the Mint in the 1540s, Foxley fell asleep whilst on duty and could not be woken up for 14 days and 15 nights! It is said that King Henry VIII himself came to have a look at him. When he finally awoke, he was apparently fully recovered and lived for a further 40 years. It is thought that he may have suffered from heavy metal poisoning – recent excavation work onsite discovered high levels of lead and arsenic inside pots from the period.

Monarchs have used the Tower throughout its history for storing their most valuable possessions. Today, the Crown Jewels are stored here in a vault and guarded by a garrison of soldiers. These are real soldiers and their job is to protect the buildings and collections, which are still owned by the royal family today. Most items in the collection date from the reign of Charles II, as many older items were melted down by Oliver Cromwell during the Interregnum. However, some items escaped destruction and remain in the collection, including an eleventh century coronation spoon. Every item in the collection is real and many are used for ceremonies, including the Imperial State Crown, which is used for the State Opening of Parliament.

ROYAL MINT

FIND YOUR WAY TO MINT STREET, NEAR THE MAIN ENTRANCE TO THE TOWER



Enter the Mint exhibition and have a go at using the coin press.



Close your eyes and imagine working in the Mint in Tudor times. It would have been hot, smelly and very noisy. Even a small mistake could cost you your fingers!

The Mint was based at the Tower from 1279 – 1812. For 500 years, every coin in the kingdom was made here! This is because it was the safest place to store the country's money.

JEWEL HOUSE



Hunt down the Crown Jewels! These are priceless treasures that belong to the royal family. They are looked after by a team of Wardens and guarded by real soldiers.

For hundreds of years, important royal items have been kept safe at the Tower.



If you could wear one thing in this room, which item would you choose?



THE WHITE TOWER

When the building of the Great Keep began in 1078, it displayed the power and wealth of the new king, William the Conqueror, following his victory at the Battle of Hastings. It wasn't known as the White Tower until 1240 when Henry III had it painted white.

It was built between 1078 and 1100 and when completed it stood taller than every building in London, apart from St Paul's Cathedral. It has been altered many times over the past 900 years, but there are still original features, such as the small windows on the top floor of the south face. The 'tram lines' to the east of the White Tower mark the position of the old Roman city wall, which the Normans incorporated into their building to provide extra fortifications.

When the White Tower was first built, optical illusions were included to make it appear even bigger and more impressive than it really was.

For example, additional chimneys were added to fireplaces to make it seem that more fires were burning. This was a clever trick to make it look like there were more soldiers inside than in reality. There was also a third row of windows added which gave the appearance of a third floor, although one was not actually added until the seventeenth century, when the building became a storehouse.


During the Second World War, the displays inside the White Tower were removed to make room for the military who were stationed here. The building was split up into different areas and included a library, a concert hall, a sports hall, a canteen and an air raid shelter in the basement.

THE WHITE TOWER - OUTSIDE

HEAD TOWARDS THE WHITE TOWER FROM WATER LANE



Look up at the White Tower through the archway on Water Lane. What do you notice about its size, shape and colour?



Did you know that the White Tower was originally called the Great Keep? It wasn't called the White Tower until it was painted white 140 years after it was built.



Look for a round turret. Why is one of the turrets this shape? What could be inside it?



Imagine it's Medieval times and you have just arrived at the Tower. How do you feel looking up at the castle for the first time?

This curved turret contains a spiral staircase. These are excellent security features! They make it difficult for attackers to get up to the floors above.



Imagine trying to climb a spiral staircase whilst fighting a guard coming down. What could they do to stop you coming up?

THE WHITE TOWER - INSIDE



Look for the suits of armour made for Henry VIII and his son, Edward VI. What do you notice about them?

During a joust, knights would dress themselves and their horses in armour for protection and wear colours and symbols that represented their family.



Imagine you are a Tudor knight dressing for a joust. What colours and symbols would you choose to wear?



DEFENSIVE FEATURES AND BATTLEMENTS

The Tower of London is England's largest concentric castle. It has two lines of defence, an inner curtain wall and an outer curtain wall. The site began with just the White Tower, which was built up against the eastern side of the Roman city wall. Over the centuries, monarchs expanded the site to fill the area it does today. There are approximately 28 towers inside the castle walls, with many more domestic buildings that are lived in by the Yeoman Warders, their family and other staff. There are many defensive features built into the buildings. Around the outer towers, you will see battlements and arrow slits, from which the Tower would have been defended by archers. There are also portcullises above some archways as well as 'murder holes', which were used for pouring boiling oil or other liquids onto the heads of enemies! Inside the Bloody Tower, you can see the workings of the portcullis that hangs over the archway underneath.

Another defensive feature is the wooden staircase leading up to the White Tower. Whilst this is a modern replacement, it would always have been made of wood to provide a final line of defence against attackers. Should the Tower's security have been breached, those inside the Tower walls would have been able to withdraw into the White Tower and burn the staircase down behind them.

There is only one occasion in history when the Tower was successfully invaded. In 1381, there was an uprising about the introduction of a poll tax (later known as the Peasants Revolt), and a group of people managed to breach the Tower's defences. The only way this would have been possible is if they had support on the inside, and it is likely that some of the guards simply opened the gates and let them in.

DEFENSIVE FEATURES



Portcullises were lowered if the fortress was under attack. The wooden staircase leading up to the White Tower could also be burnt down to stop attackers from getting into the building.

HEAD DOWN THE SLOPE TOWARDS THE BATTLEMENTS



Can you spot any evidence of the Tower's role as a fortress from here?



Can you think of anything you might need to take with you into the White Tower if the castle was under attack?

As a fortress, the Tower has lots of defensive features. Arrow slits allowed archers to shoot arrows out through a small gap whilst keeping them safe inside.

BATTLEMENTS

GO UP THE STAIRS NEAR THE ELEPHANT SCULPTURE



Look down at the wall you are standing on and across to the wall that leads out onto the wharf. Why do you think there are two walls between the White Tower and the River?



Imagine that you are one of the king's knights. What could you do to defend the Tower against attackers?

Talk through your ideas with a partner.

When the White Tower was built, there was only one wall around the building. As the years went by, kings and queens added more walls and towers to the site, until it became the complex of buildings you see today.

WALK THROUGH THE UPPER SALT TOWER AND ALONG TO THE BROAD ARROW TOWER AND CONSTABLE TOWER




Can you find any information about the one time in history that the Tower was invaded?



Imagine you are one of the people who invaded the Tower in 1381. How did you get inside?

Despite being England's largest and strongest concentric castle (inside two rows of walls), the Tower was successfully invaded in 1381 during what became known as the Peasant's Revolt.



KEEP LOOKING!

Around the site, you can spot various types of weapons. There are examples of ceremonial cannons that represent the Tower's role as a military base. These can be found around Water Lane and outside the White Tower, as well as next to the Fusilier Museum.

Inside the Fusilier Museum, you can find information on the Tower's more recent role as a fortress and garrison, including during the First and Second World Wars. During the First World War, new recruits were signed up and trained in the moat, and soldiers from regiments such as the Second Battalion Scots Guards were deployed abroad from their base at the Tower.

It is important for pupils to understand that the Tower site has undergone many transformations over the 900+ years since the White Tower was first built. Many buildings that used to exist fell into disrepair – you can still see the ruins of the Wardrobe Tower and Coldharbour Gate Tower, the latter of which was destroyed by an air raid in 1941. Some have been damaged by fire and rebuilt. Over the centuries, new buildings were added and old ones adapted and repurposed.

KEEP LOOKING!

THERE ARE CLUES TO THE TOWER'S LIFE AS A FORTRESS EVERYWHERE YOU LOOK



Look for the soldiers standing guard and marching around the site.

Clue: There are two guards outside of the Jewel House, where the Crown Jewels are kept.




Can you spot any more modern weapons around the site?

Clue: Head along Water Lane and go through the archway towards the New Armouries café.

Did you know that the Tower's full name is His Majesty's Palace and Fortress the Tower of London? Many ceremonies take place here, including the 600-year-old Ceremony of Keys, when the Tower is locked up at night and unlocked in the morning.

On Water Lane and to the east of the White Tower, you can find examples of the types of cannons used in the past. These remind visitors that the Tower is a fortress and a military base.

During both world wars, soldiers stayed here and had their own library, sports hall, canteen and concert hall!





Draw an example of the evidence you found that shows us the Tower was a fortress.