



HISTORIC ROYAL PALACES

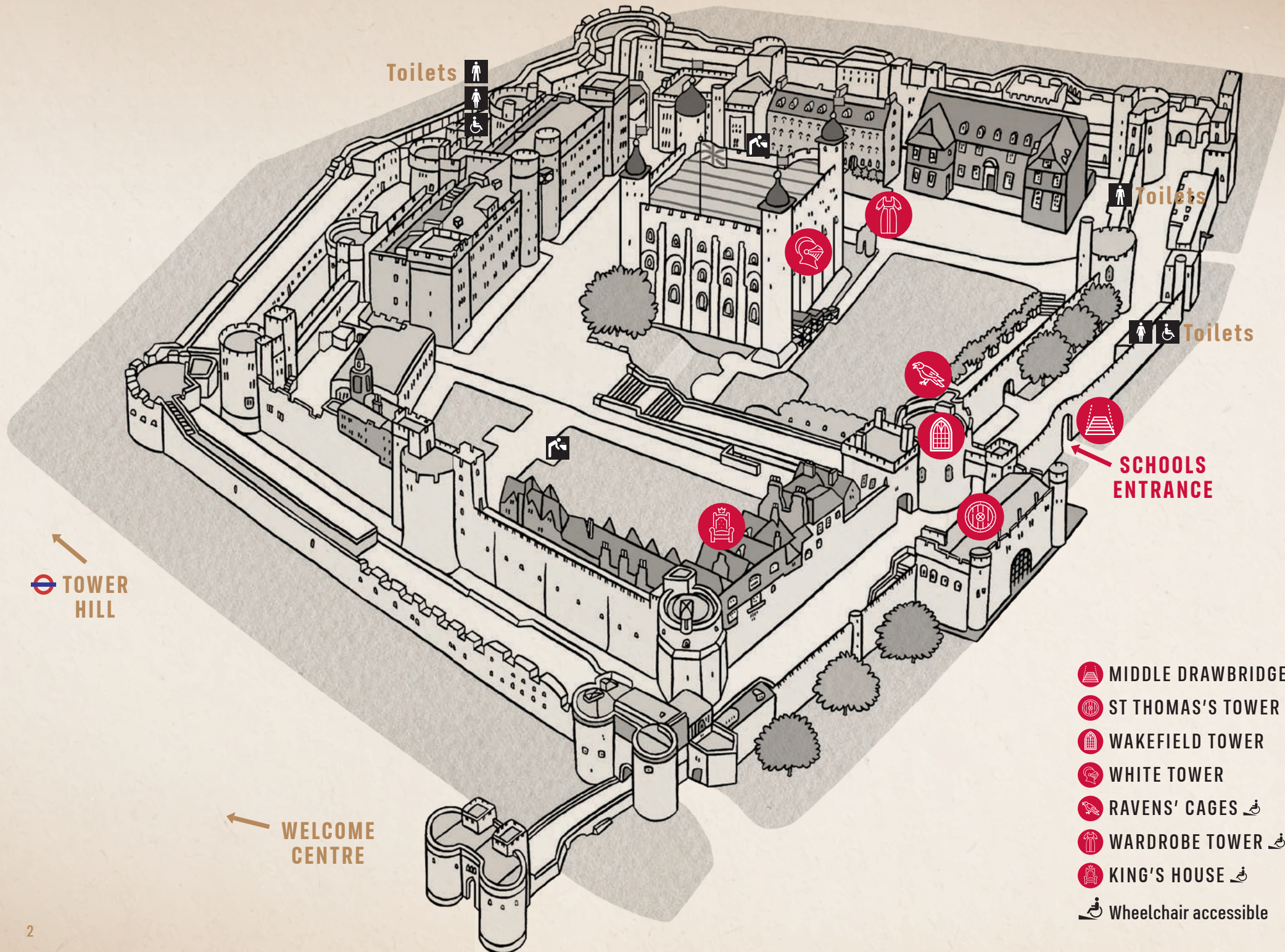
TOWER OF LONDON

PALACE TRAIL

**KS2 SELF-DIRECTED VISITS
TEACHER'S PACK**

SPACE TO STIR AND BE STIRRED

**TOWER OF LONDON • HAMPTON COURT PALACE • BANQUETING HOUSE
KENSINGTON PALACE • KEW PALACE • HILLSBOROUGH CASTLE AND GARDENS**



Toilets

Toilets

Toilets


TOWER HILL


WELCOME CENTRE

SCHOOLS ENTRANCE

-  MIDDLE DRAWBRIDGE 
-  ST THOMAS'S TOWER
-  WAKEFIELD TOWER
-  WHITE TOWER
-  RAVENS' CAGES 
-  WARDROBE TOWER 
-  KING'S HOUSE 
-  Wheelchair accessible

We offer three themed trails for KS2 groups to follow. Our trails are designed for pupils to use in pairs or groups of three.



You can choose one theme for your whole group or choose a variety of themes, split up and explore different aspects of the Tower's history. Each trail has a number of locations to choose from so that you can plan a route to suit your class topic, time available and mobility needs. Locations with level access are marked on the map with this symbol: 

These trails will help your pupils navigate the site in their groups, providing a focus for them to explore the Tower's past.

This pack provides additional stories and relevant information alongside the Palace trail. Teachers and group leaders can use this information to interact with their group onsite or back in the classroom.

From its earliest days, the Tower of London has had many roles. Its three main roles during its 900-year history were that of a palace, a prison and a fortress.

For the first four hundred years of its history, the Tower was used as a royal palace.

This trail supports your class to find evidence of palace life at the Tower of London.

Back in the classroom, you can use the trails to ask pupils: “How can your findings be used as evidence to prove that the Tower was used as a palace?” After looking at each activity on the trail, they can consider this question and give the evidence they found a mark out of 5 for usefulness – from 0 (not at all) to 5 (extremely useful).



ST THOMAS'S TOWER AND WAKEFIELD TOWER

The Medieval Palace, which is the collective name for these rooms and the Lanthorn Tower, was built by King Henry III and his son, King Edward I. In the 1200s, Edward I used these rooms as his private apartments. He would have conducted business and received guests here, as well as using the rooms for leisure and recreation. Although these were his royal apartments, it is believed that he only spent 53 days here during his 35-year reign!

The first room that you enter in St Thomas's Tower would have been used for feasting and entertaining. The second room is the royal bedchamber. The tiny chapels, or oratories, in both St Thomas's Tower and the Wakefield Tower were used for private prayer and reflection.

When Edward I was on the throne, there would have been a whole suite of buildings between St Thomas's Tower and the White Tower, which would have housed kitchens and a great hall. Coldharbour Gate Tower, the ruins of which can be seen to the left of the White Tower when standing on the battlements, would have controlled access to this inner area.

The Wakefield Tower was used by King Henry III, as a private audience chamber. The King and his advisors would have discussed important matters of state in this room. The throne is a replica of his son Edward I's coronation chair.

ONE WAY ROUTE

ST THOMAS'S TOWER

HEAD TO TRAITORS' GATE. CLIMB THE STAIRS AND ENTER ST THOMAS'S TOWER, PART OF THE MEDIEVAL PALACE

ENTRANCE HALL



Look for examples of the decoration of King Edward I's palace in the 1200s. What words can you use to describe its style?



Imagine you are looking out of the window 800 years ago. What would you have seen? How would the view be different today?

Throughout history, kings and queens moved around the country, staying in their own palaces and the homes of wealthy landowners.

They didn't stay in one place for too long. The main reason for this was to allow for the palace to be cleaned and for food to be restocked.



EDWARD'S BEDCHAMBER



Look for evidence of King Edward I's objects and furniture. Do you recognise anything? Do you have anything similar in your own bedroom?

Because kings and queens moved around the country, their furniture had to be easy to transport. In this room, some furniture – including the bed, table and chair – can easily be taken apart and put back together again!



Imagine you are a member of King Edward I's family. What might you do for entertainment?

WAKEFIELD TOWER

MAKE YOUR WAY INTO THE NEXT ROOM



Look for a stained-glass window. Where else might you see stained glass windows? What do you think the window tells us about how the room was used?



Imagine you are meeting with the king in this room. What might you ask him? Practice your bow or curtsy.

Religion was very important to people in the past, as it is for some people today. There are several chapels and small private rooms in the Tower buildings that would have been used for prayer and quiet reflection.

WHITE TOWER

When William the Conqueror defeated King Harold at the Battle of Hastings, he ordered an impressive tower to be built that would display his power and wealth to the kingdom. It was built between 1078 and 1100 and, when it was completed, stood taller than every building in London, apart from St Paul's Cathedral. It has been altered many times over the past 900 years, but there are still original features, such as the small windows on the south face of the Tower. The 'tram lines' to the right of the White Tower mark the position of the old Roman city wall, which the Normans incorporated into their building to provide extra fortifications.

When the White Tower was first built, optical illusions were included to make it appear even bigger and more impressive than it really was.

For example, additional chimneys were added to fireplaces to make it seem like more fires were burning inside than there were. This was a clever trick to make it look like there were more soldiers inside than in reality. There was also a third row of windows added which gave the appearance of a third floor, although one was not actually added until the 1600s, when the building became a storehouse.

If you have time, you can go inside the White Tower. You will be able to see the internal features that tell us the building was used as a palace such as the garderobes, chapel and fireplaces that are referenced in the trail.


ONE WAY ROUTE
Lots of stairs.
Allow 30-45 mins.

WHITE TOWER – OUTSIDE

MAKE YOUR WAY THROUGH THE BUILDINGS TO THE BATTLEMENTS OUTSIDE





Can you see the small windows on the top floor of the White Tower? Those are the original 900-year-old windows! Why do you think they were so small?



Imagine using the White Tower as a palace 900 years ago. How would you have kept yourself warm and comfortable?

In 1100, windows were open and did not have glass panes in them. Small windows kept the warmth in and would have kept the Tower safer if it was under attack.



LEAVE THE BATTLEMENTS AND FIND THE RUINS OF THE WARDROBE TOWER, AT THE FOOT OF THE WHITE TOWER



Can you spot a ruined building called the Wardrobe Tower?

What do you think might have been kept in this building? How does it prove that the Tower was once used as a palace?

Clue: It is very close to the White Tower lawn.

Important items of royal clothing and jewellery would have been stored here, just like in your wardrobe at home – but much bigger!



WALK AROUND THE OUTSIDE OF THE WHITE TOWER, LOOKING UP



Look for odd shaped holes in the wall of the building, just below some of the windows. What do you think these holes were for?



Imagine it is your job to clear away the waste that falls out of these holes. It's smelly work, but someone has to do it! Ask your partner to interview you about your new role.

People living and working in the palace hundreds of years ago would have used garderobes instead of the toilets we have today. The waste would have collected in a ditch that ran around the base of the Tower.



KEEP LOOKING!

In 1235, King Henry III was presented with three lions as a gift from the Holy Roman Emperor Frederick II. These were followed by gifts from other monarchs including a polar bear from the King of Norway and an elephant gifted from the King of France. The polar bear was chained up but could swim in the River Thames and catch its own fish.

From the 1200s until the 1800s, a collection of exotic beasts - including ostriches, leopards, eagles and baboons - lived at the Tower and in later centuries visitors could pay to see them. In effect, the Tower was the first London Zoo, until the

animals were moved to a more appropriate location in Regent's Park in 1835.

It is important for pupils to understand that the Tower site has undergone many transformations over the 900+ years since the White Tower was first built. Many buildings that used to exist fell into disrepair - you can still see the ruins of the Wardrobe Tower and Coldharbour Gate Tower, the latter of which was destroyed by an air raid in 1941. Some have been damaged by fire and rebuilt. Over the centuries, new buildings were added and old ones adapted and repurposed.

KEEP LOOKING!

THERE ARE CLUES TO THE TOWER'S PAST LIFE AS A PALACE EVERYWHERE YOU LOOK



Opposite the ravens' cages, by the arches, there is a piece of evidence that tells us that people lived here. Can you find it?

Clue: Look down!

There are two wells on site - one can be seen here and another is in the basement of the White Tower. If a castle was under attack, it was important that people inside it had access to fresh water.





Have you seen any strange-looking animals on the loose? There are four different types of wire beasts dotted around the Tower site.

Can you find:

**LIONS POLAR BEAR
ELEPHANT BABOONS**

The Tower used to be the home of, not only kings and queens, but also the exotic animals that were given to them as gifts by other monarchs.

The wire sculptures around the site show some of the types of animals that were kept here as part of the 'royal menagerie'.



Can you find a Tudor timber-framed building with a guard standing outside? This is called **The King's House**.

Clue: It is opposite the chapel of St Peter Ad Vincula and Tower Green.



Can you see the ruins of an old wall running alongside the White Tower?

Clue: It leads down towards the raven's cages.

In Tudor times, a row of buildings called the Royal Apartments would have stood near the arches opposite the Raven Shop.



Draw an example of the evidence you found that proves the Tower was a palace.

The Tower's full name is His Majesty's Royal Palace and Fortress the Tower of London. Although the King does not use the site as a palace today, it still belongs to him and he sometimes visits.




WELL DONE FOR FINDING OUT ABOUT THE TOWER'S ROLE AS A PALACE!

If you have more time, you can learn about its other two important roles as a **PRISON** and **FORTRESS**.

JOURNEY HOME ACTIVITY

Tower of London crossword:



Down

- 1:** A special home where the royal family lives (6)
- 2:** The large building in the middle of the Tower of London is called the _____ Tower (5)
- 3:** A strong building that is well-protected from attack (8)
- 5:** A place where people are sometimes held after they have committed a crime (6)
- 7:** Today you might have seen the _____ Jewels (5)

Across

- 4:** A very big, grey animal that was kept in the Tower's menagerie (8)
- 6:** A man who is head of the Royal family (4)
- 8:** It is said that if these particular birds leave the Tower, the monarchy will end (5)

Answers:

Crossword – Down 1: palace, 2: white, 3: fortress, 5: prison, 7: crown, Across 4: elephant, 6: king, 8: raven