



Share your experience  
online and follow us here

 Hillsborough Castle and Gardens


 @hillsboroughcastle

 @HillsCastle



Once you have mapped the Walled Garden, keep exploring! There are more exciting garden spaces to discover beyond the walls.

Escaped through the Shell House and draw your own map of your next adventure above.

 Take care in the garden, especially near water.







# YOUR WALLED GARDEN MAP

Lots of details are missing from this map of the Walled Garden.

As you explore, you can add information.









Before you begin, think about what information you want to include. You could add all the usual things: trees, paths, grass, flowers, water...

Or will your map be different? Your map could show smells, sounds, even feelings. Or perhaps invisible things only you know are there.

You can use symbols, shapes, patterns or colours to represent different things on your map. Don't forget to add a key to explain what they all mean.



## MAP KEY

	_____		_____
	_____		_____
	_____		_____
	_____		_____

